



Tutorial of Laser Scanning Confocal Microscope Leica TCS SP8 (in English)

Laser Scanning Confocal Microscope, Leica TCS SP8, is available in Medical Research Support Center. Only researchers / students, who had completed the tutorial course, have eligibility to use TCS SP8.

Don't miss this opportunity.

*The contents of this tutorial course is same as those of The 351st Tutorial Course (in Japanese).

Date : January 18, 2021 (Mon) 3:00 p.m. – 5:00 p.m.

Capacity : 5 seats

Place : Medical Research Support Center, Room #401a

Faculty of Med. Center for Anatomical Studies (4th Floor, east side)

*Please come directly to the room on the day. Be sure to enter the building from the east entrance.

Application: Please apply from the following URL.



<https://forms.gle/83K4ZteErgN4Nvgu9>

Due Date : Jan 6, 2021 (Wed) 1:00 p.m.

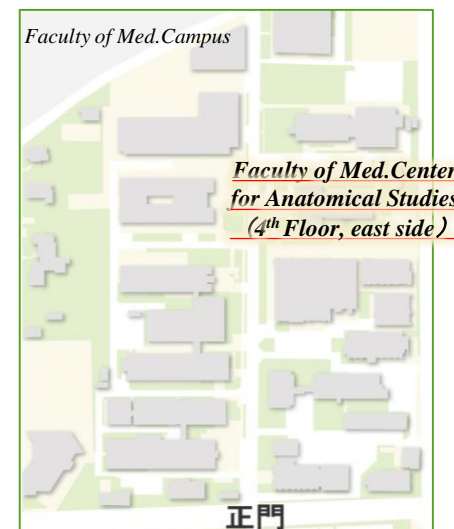
After the due date, we will inform you by e-mail whether you can participate.

=== Inquiries ===


Drug Discovery Center, Medical Research Support Center, Graduate School of Medicine, Kyoto University
(Faculty of Medicine Center for Anatomical Studies, 4th Floor)

E-mail : info@support-center.med.kyoto-u.ac.jp


URL : <http://support-center.med.kyoto-u.ac.jp/SupportCenter> (Japanese)



この説明会は「令和2年度
医学研究技術実習」
受講時間にカウントされます
受講時間: 3時間



HP



連絡用
メール
アドレス