5. Reservation

(KUMaCo Manual 2020)

NOTE

About registration with “12. Confocal Laser Scanning Microscope Leica TCS SP8”

All of users who want to use it have to attend tutorial in Medical Research Support Center.
Any of users can submit to register with TCS SP8 on KUMaCo, but registration is pending until the administrator’s permission.

About registration with “36. BD FACS Aria II/BD FACS Aria III”

All of users who want to use them have to submit copy of “Certificate of Achievement” of training course “BD FACSAria Basic” to Medical Research Support Center.
Any of users can submit to register with BD FACS Aria II/BD FACS Aria III on KUMaCo, but registration is pending until the administrator’s permission.

NOTE

About reservation of Large Format Printer iPF8300S

Large Format Printer iPF8300S (for poster printing) is available as one of research instruments in Medical Research Support Center.

Estimated reservation time is as follows.

one or two posters;	30 minutes
three posters;	45 minutes
for or five posters;	60 minutes

*MRSC staff support to operate this large format printer ends in 2019. Users need to operate by themselves.
http://support-center.med.kyoto-u.ac.jp/SupportCenter/en/news/sspp_end.html

5. Reservation

Click “Time slot booking”.

5. Reservation

Calendars of the registered instruments are listed.
(Example) When you reserve BZ-9000 on Jan 31, click blue button (⊕) inside red box.

5. Reservation

Enter start / finish date and time.
Then, click the blue button at the bottom.

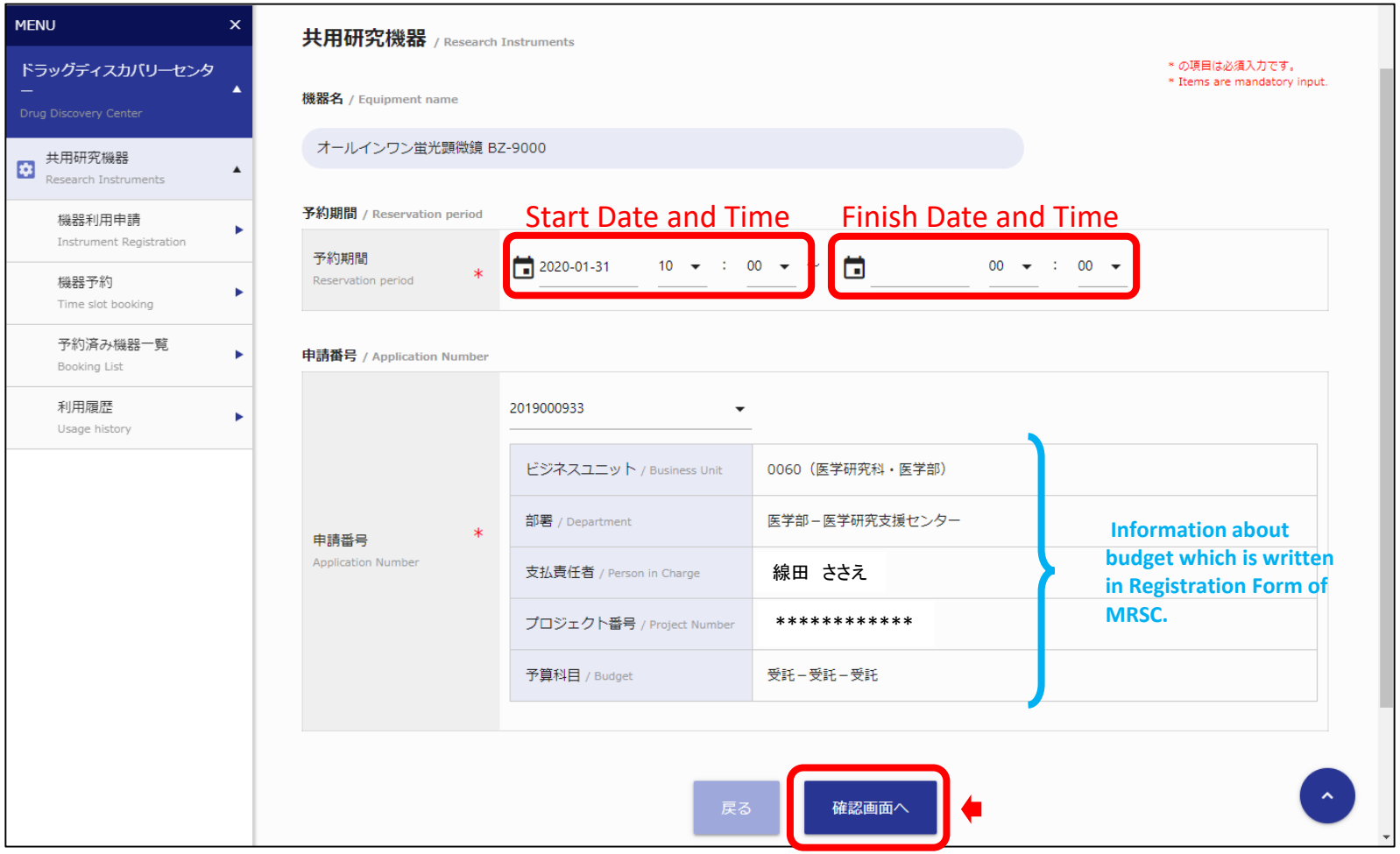

5. Reservation

Confirmation page is displayed.
Confirm date and time, then click the blue button at the bottom.

5. Reservation

Small box appears, which announces that your reservation completes.
Click the white button to close the box.

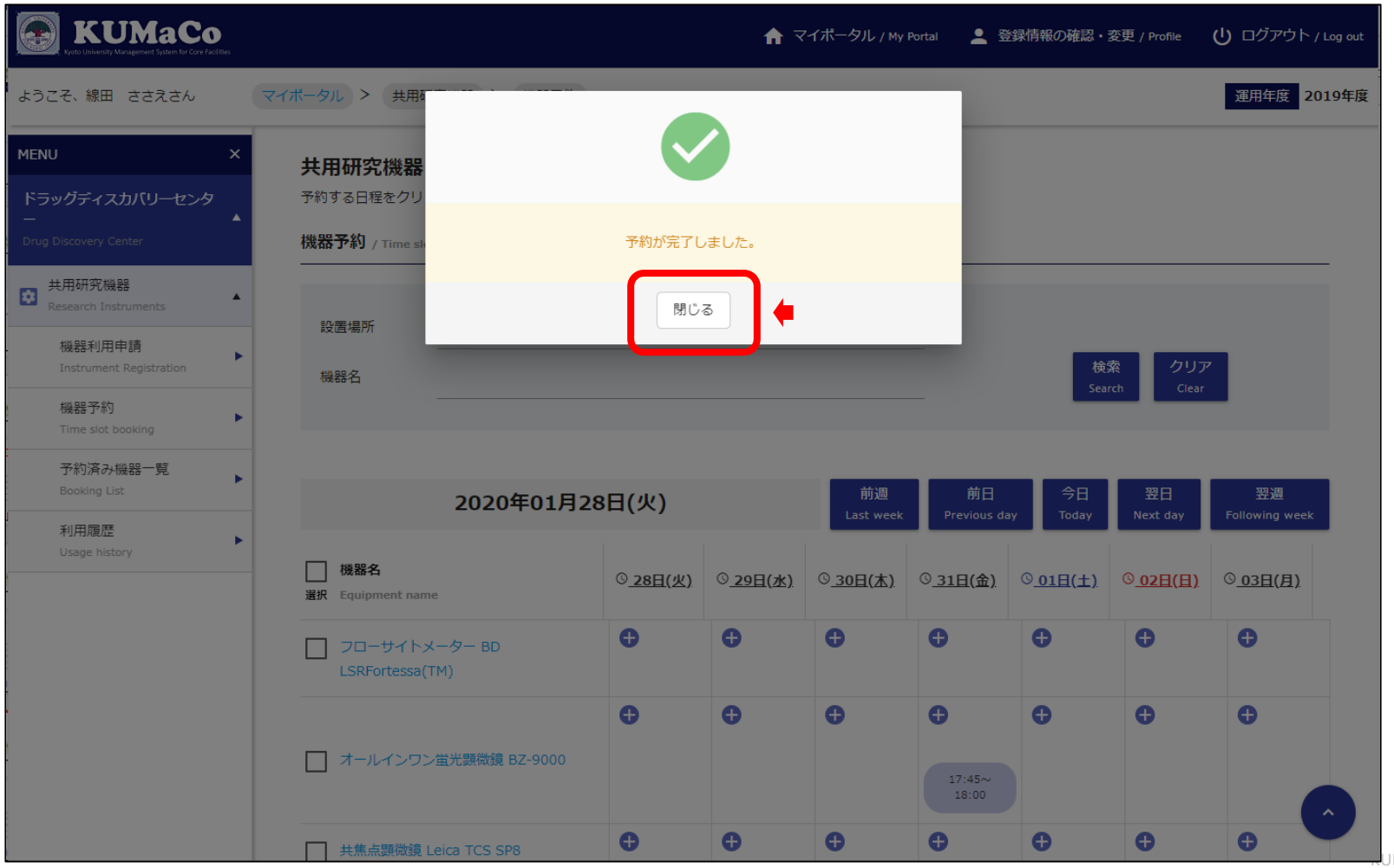

5. Reservation

When you want to review your reservation, click “Booking List”.

5. Reservation
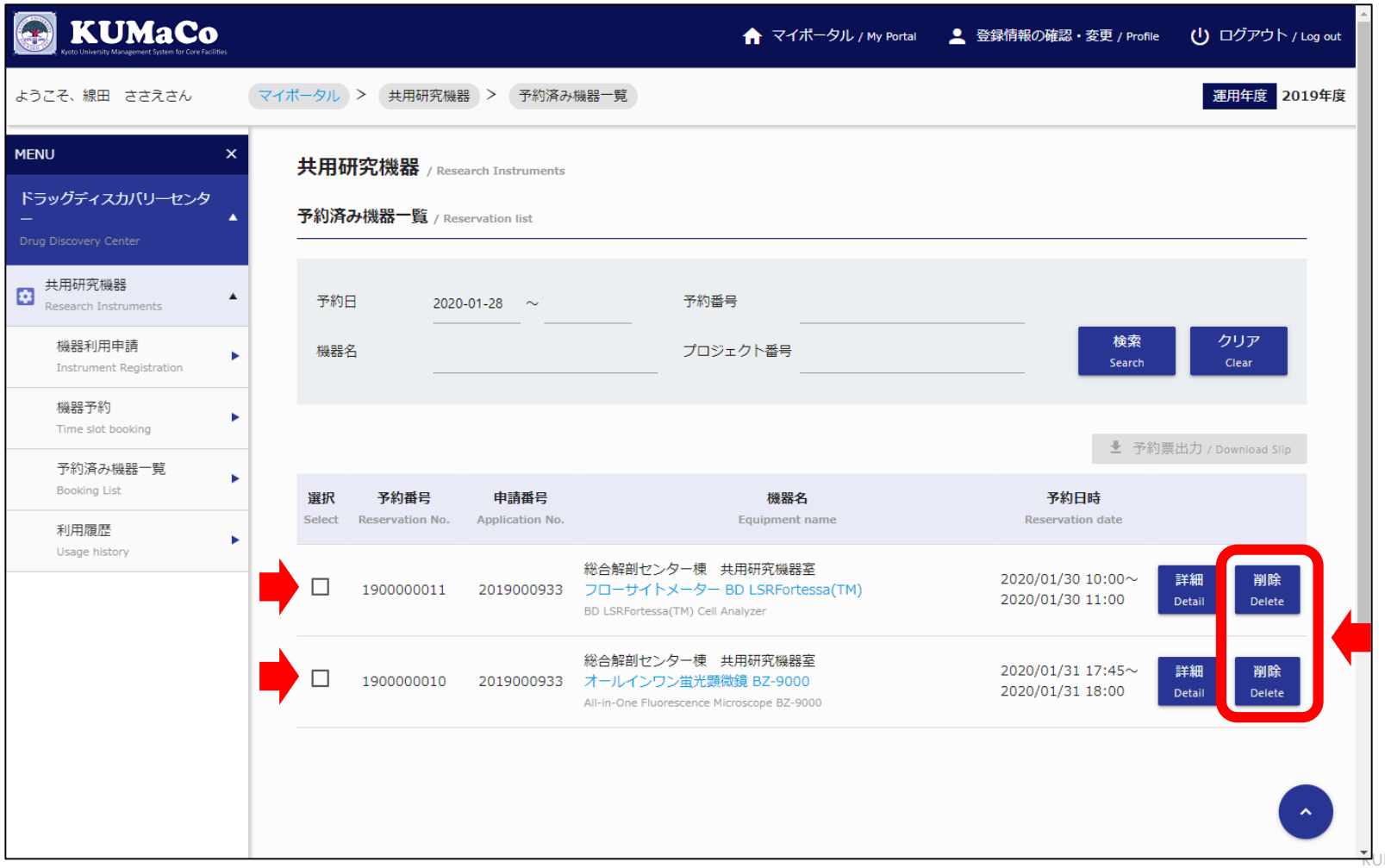
Your reservations are listed as below.
When you want to cancel , you can delete in this page.