



Tutorial of Laser Scanning Confocal Microscope Leica TCS SP8 (in English)

Laser Scanning Confocal Microscope, Leica TCS SP8, is available in Medical Research Support Center. Only researchers / students, who had completed the tutorial course, have eligibility to use SP8.

So please don't miss this opportunity.

* The contents of this tutorial course is same as those of The 266th Tutorial Course (in Japanese).

Date : October 2, 2018 (Tue) 10:00 a.m. - Noon

Capacity : 5 seats (Registration is on first come first served basis.)

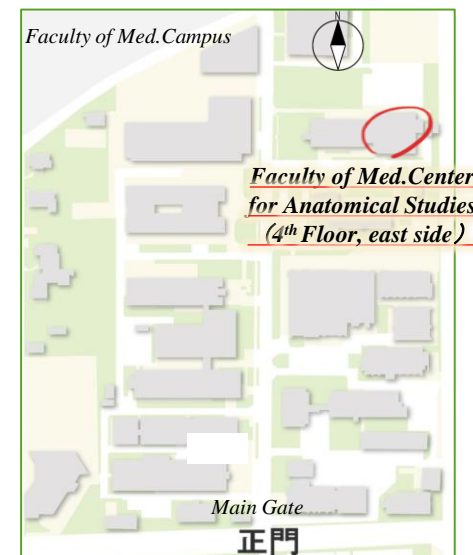
Place : Medical Research Support Center Room#401a
Faculty of Med. Center for Anatomical Studies (4th Floor, east side)

How to apply : E-mail

Put following information;

- 1) the course title "The 265th Tutorial Course" to the subject line.
- 2) your name, position and laboratory name (Affiliation) to the body text.

Due Date : October 1, 2018 (Mon) 1:00 p.m.





=== Applications and Inquiries ===

Medical Research Support Center, Graduate School of Medicine, Kyoto University
(Faculty of Medicine Center for Anatomical Studies, 4th Floor)


E-mail : info@support-center.med.kyoto-u.ac.jp

URL : <http://support-center.med.kyoto-u.ac.jp/SupportCenter> (Japanese)

この説明会は「平成30年度
医学研究技術実習」
受講時間にカウントされます
受講時間：2時間



Web Site



Mail QR code