



Tutorial of Laser Scanning Confocal Microscope Leica TCS SP8 (in English)

Laser Scanning Confocal Microscope, Leica TCS SP8, is available in Medical Research Support Center. Only researchers / students, who had completed the tutorial course, have eligibility to use SP8. So please don't miss this opportunity.

* The tutorial course is same as The 204th Tutorial Course (in Japanese).

Date : ① May 12, 2017 (Fri) 10:00-12:00
② May 15, 2017 (Mon) 15:00-17:00

Capacity : 7 seats per day (Registration is on first come first served basis.)

Place : Medical Research Support Center
Faculty of Med. Center for Anatomical Studies (4th Floor, east side)

Registration : Please register via E-mail with following information,
1) Put the courmmse title "The 203rd Tutorial Course" to the subject line.
2) Your name, position and laboratory name (Affiliation)
3) Date

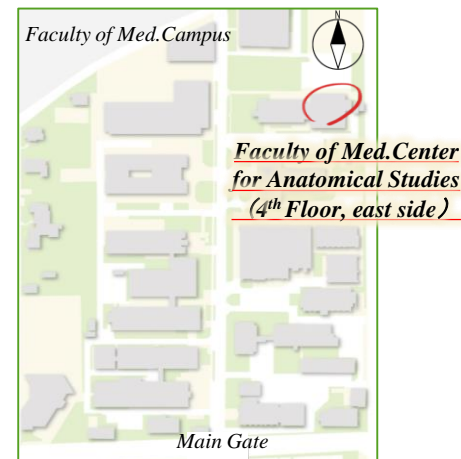
Due Date : May 11, 2017 (Thu) 17:00

=== Applications and Inquiries ===




Medical Research Support Center, Graduate School of Medicine, Kyoto University
(Faculty of Medicine Center for Anatomical Studies, 4th Floor)

E-mail : info@support-center.med.kyoto-u.ac.jp

URL : <http://support-center.med.kyoto-u.ac.jp/SupportCenter> (Japanese)



この説明会は「平成29年度
医学研究技術実習」
受講時間にカウントされます
受講時間：2時間



Web Site
Mail QR code