

*The 184<sup>th</sup> Tutorial Course  
hosted by Medical Research Support Center  
Graduate School of Medicine, Kyoto University*



## Tutorial of Laser Scanning Confocal Microscope Leica TCS SP8 (in English)

Laser Scanning Confocal Microscope, Leica TCS SP8, is available in Medical Research Support Center. Only researchers / students, who had completed the tutorial course, have eligibility to use SP8. So please don't miss this opportunity.

\* The tutorial course is same as The 185<sup>th</sup> Tutorial Course (in Japanese).

Date : ① October 25, 2016 (Tue) 10:00-12:00  
② October 28, 2016 (Fri) 15:00-17:00

Capacity : Max 7 attendances

Place : Medical Research Support Center  
Faculty of Med. Center for Anatomical Studies (4th Floor, east side)

Registration : Please register via E-mail with following information,  
1) Put the course title "The 184<sup>th</sup> Tutorial Course" to the subject line.  
2) Your name and position.  
3) Laboratory Name (Affiliation)

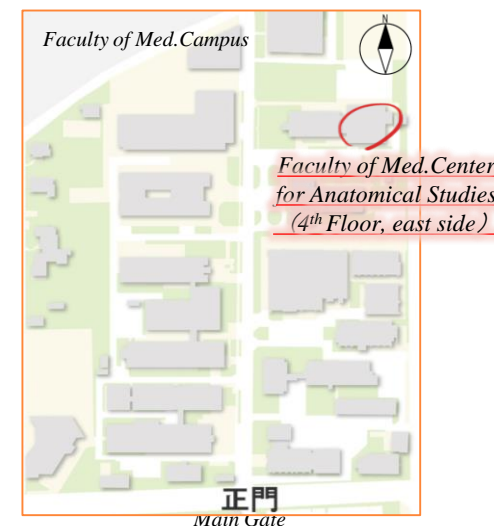
Due Date : October 11, 2016 (Tue) 13:00  
The eligibility for participation will be informed to you after due date.


=== Applications and Inquiries ===



Medical Research Support Center, Graduate School of Medicine, Kyoto University  
(Faculty of Medicine Center for Anatomical Studies, 4<sup>th</sup> Floor)

E-mail : [info@support-center.med.kyoto-u.ac.jp](mailto:info@support-center.med.kyoto-u.ac.jp)

URL : <http://support-center.med.kyoto-u.ac.jp/SupportCenter> (Japanese)



 この説明会は「平成28年度  
医学研究技術実習」  
受講時間にカウントされます  
受講時間: 2時間

 Web Site  
 Mail QR code